

# SAS MPS POWERED BY 7IM MODERATELY ADVENTUROUS

AS AT 31 DECEMBER 2023

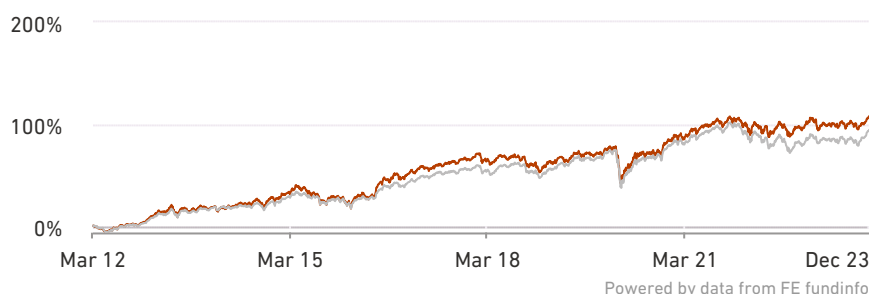
## Investment objective

The model aims to provide capital growth with some income.

## Investment strategy

The starting point for the Manager's investment process is identifying the best mix of asset classes to create a strategic asset allocation (SAA) customised for each 7IM risk profile. The SAA is then adapted to financial markets to enhance return and reduce volatility on a tactical basis using 7IM's tactical asset allocation process (TAA) making temporary and measured departures from the SAA. The fund's portfolio of assets is constructed predominantly with passive securities. We actively choose third party managers or securities for their own expertise in selecting particular assets, where their objective is to closely track a pre-determined index.

## Portfolio performance



— SAS MPS Powered by 7IM Moderately Adventurous — IA Mixed Investment 40-85% Shares

## Key information

<b>Inception date</b>	01 August 2016
<b>Performance comparator benchmark</b>	IA Mixed Investment 40-85% Shares
<b>Initial charge</b>	0.00%
<b>Domicile</b>	United Kingdom
<b>Annual portfolio charge</b>	0.20%
<b>Underlying OCF*</b>	0.29%
<b>Historic distribution yield</b>	3.40%

Source: 7IM

Please note that the information in this document refers to the model on the Succession Platform. The model is also available on a range of other platforms where performance, charges and underlying holdings will vary. Please get in touch if you would like any further information.

\*The additional ongoing charges figure (OCF) of the underlying holdings will vary but the average lies between the range given above. Any fees or charges payable to your Financial Advisor are in addition to the above.

Portfolio performance to 31/12/2023	Last 6m (%)	1y (%)	3ys (%)	5ys (%)	Since Launch (%)
SAS MPS Powered by 7IM Moderately Adventurous	4.10	5.77	12.49	35.29	107.99
Performance comparator benchmark	5.57	8.08	7.87	31.54	94.63

Discrete performance	Q4 2022 - Q4 2023 (%)	Q4 2021 - Q4 2022 (%)	Q4 2020 - Q4 2021 (%)	Q4 2019 - Q4 2020 (%)	Q4 2018 - Q4 2019 (%)
SAS MPS Powered by 7IM Moderately Adventurous	5.77	-4.41	11.27	6.00	13.46
Performance comparator benchmark	8.08	-10.04	10.94	5.32	15.78

Past performance is not a reliable indicator of future results. 7IM model portfolios are multi-asset and therefore the comparison with the IA Mixed Investment 40-85% Shares is offered as a guide only. The performance shown prior to 1 August 2016 reflects performance of the 7IM Blended Model Portfolio managed on the Succession platform. Performance to 31 October 2023 is representative of an annual charge of 0.25%, the model fee up to 1 November 2023.

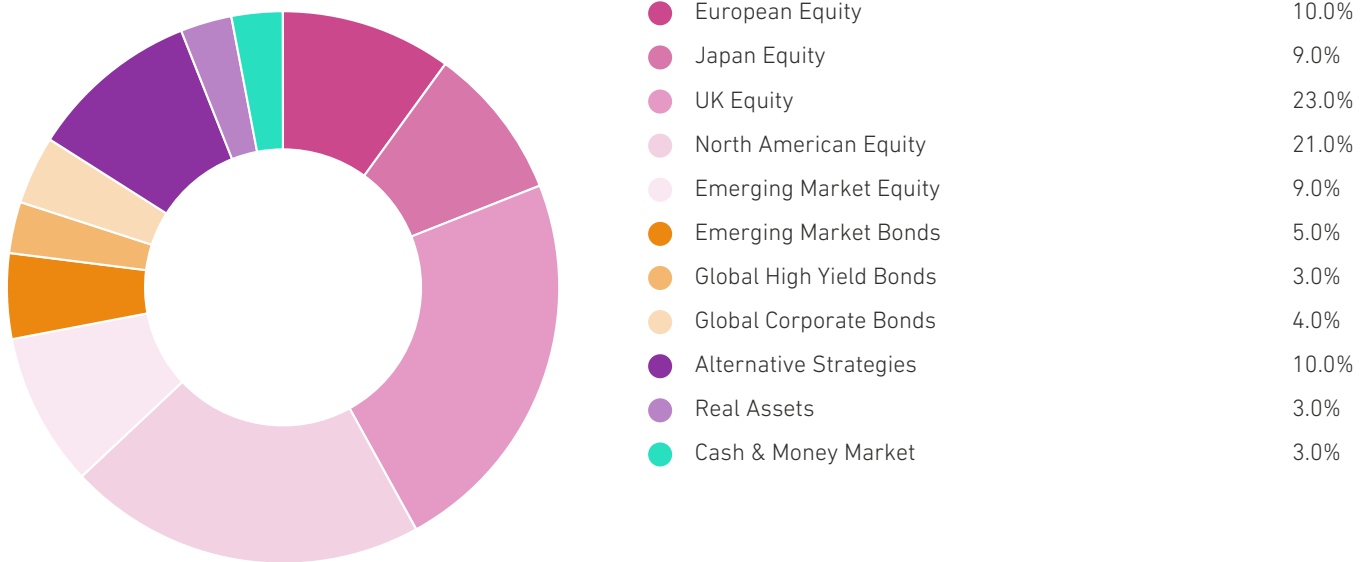
Source: FE fundinfo

# SAS MPS POWERED BY 7IM MODERATELY ADVENTUROUS

AS AT 31 DECEMBER 2023

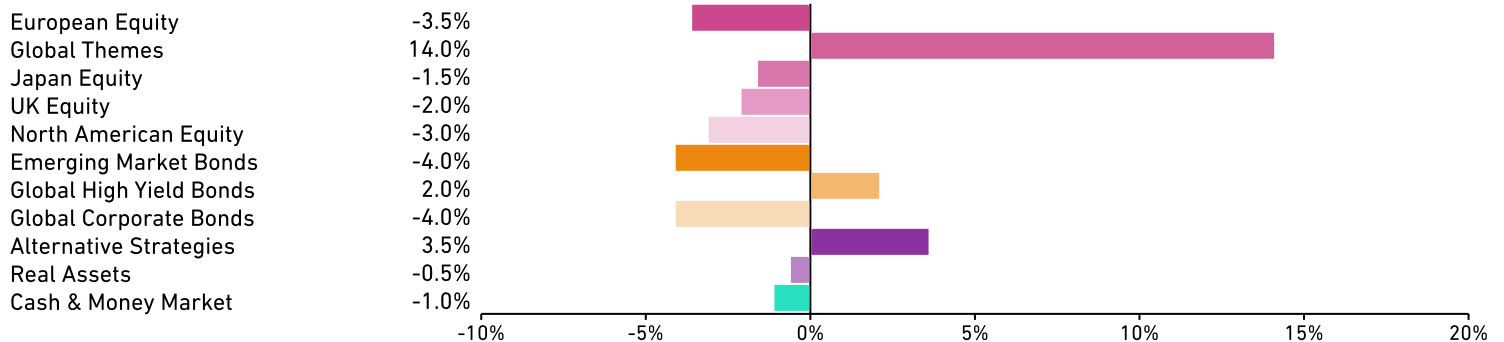
## Strategic asset allocation

The chart below shows the long-term Strategic Asset Allocation (SAA) of the fund. The SAA forms the backbone of the fund and is reviewed annually. Percentages are subject to rounding.



## Tactical asset allocation

The chart below shows the shorter-term asset allocations of the fund in relation to the SAA. Percentages are subject to rounding.



# SAS MPS POWERED BY 7IM MODERATELY ADVENTUROUS

AS AT 31 DECEMBER 2023

## Top ten holdings

Holding weight (%)

Vanguard FTSE 100	21.0
Neuberger Berman US Equity Index PutWrite Fund	8.0
L&G Japan Index Fund	7.5
Fidelity Index Europe Ex UK Fund	6.5
L&G Global Health & Pharmaceuticals Index Trust	6.5
iShares MSCI USA ESG Screened UCITS ETF	5.0
Vanguard Emerging Markets Stock Index Fund	5.0
Xtrackers S&P 500 Equal Weight ETF	5.0
7IM Real Return Fund	4.0
Ninety One Global Environment Fund	3.5
<b>Total</b>	<b>72.0</b>

Source: 7IM

## Important information

This factsheet is for the sole use of the recipient to whom it has been directly delivered by their Financial Adviser and should not be reproduced, copied or made available to others. The information presented herein is for illustrative purposes only and does not provide sufficient information on which to make an informed investment decision. This document is not intended and should not be construed as an offer, solicitation or recommendation to buy or sell any specific investments or participate in any investment (or other) strategy. It is recommended that potential investors should seek advice concerning the suitability of any investment from their Financial Adviser. Potential investors should be aware that past performance is not an indication of future performance and the value of investments and the income derived from them may fluctuate and they may not receive back the amount they originally invested. The tax treatment of investments depends on each investor's individual circumstances and is subject to changes in tax legislation. The performance of actual portfolios linked to this Model Portfolio may differ from the performance of the Model Portfolio shown herein due to the variation in timing of the initial investment or rebalancing differences resulting from minimum transaction size limits on the Investment platform. The information in this factsheet is for private circulation only and though it is believed to be correct it cannot be guaranteed. No representation or warranty (express or otherwise) is given as to the accuracy or completeness of the information contained in this factsheet and Succession Advisory Services and its partners and employees accept no liability for the consequences of your acting upon the information contained.

The value of investments may go up and down and you may get back less than you invested originally. Models are constructed under the principles of prudent diversification. All assets are denominated in UK Sterling. The investment or investment service may not be suitable for all recipients of this publication and any doubts regarding this should be addressed to your Financial Adviser.