



# WREN STERLING PASSIVE MAP MANAGED BY 7IM - DEFENSIVE MODEL PORTFOLIO

AS AT 31 DECEMBER 2023

## Investment objective

The model aims to provide a return by way of income with some capital growth.

## Investment strategy

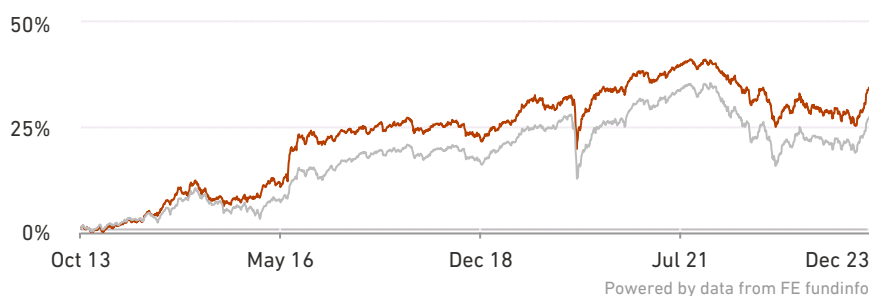
The starting point for the Manager's investment process is identifying the best mix of asset classes to create a strategic asset allocation (SAA) customised for each 7IM risk profile. The SAA is then adapted to financial markets to enhance return and reduce volatility on a tactical basis using 7IM's tactical asset allocation process (TAA) making temporary and measured departures from the SAA. The fund's portfolio of assets is constructed predominantly with passive securities. We actively choose third party managers or securities for their own expertise in selecting particular assets, where their objective is to closely track a pre-determined index.

## Key information

<b>Inception date</b>	21 October 2013
<b>Performance comparator benchmark</b>	IA Mixed Investment 0-35% Shares
<b>Initial charge</b>	0.00%
<b>Domicile</b>	United Kingdom
<b>Annual portfolio charge</b>	0.25%
<b>Underlying OCF*</b>	0.25%
<b>Historic distribution yield</b>	3.74%

Source: 7IM

## Portfolio performance



— Wren Sterling Passive Map Managed By 7IM - Defensive — IA Mixed Investment 0-35% Shares

Portfolio performance to 31/12/2023	Last 6m (%)	1y (%)	3ys (%)	5ys (%)	Since Launch (%)
Wren Sterling Passive Map Managed By 7IM - Defensive	4.15	4.46	-2.90	10.31	33.85
Performance comparator benchmark	5.34	5.97	-2.86	9.70	27.01

Discrete performance	Q4 2022 - Q4 2023 (%)	Q4 2021 - Q4 2022 (%)	Q4 2020 - Q4 2021 (%)	Q4 2019 - Q4 2020 (%)	Q4 2018 - Q4 2019 (%)
Wren Sterling Passive Map Managed By 7IM - Defensive	4.46	-8.49	1.58	6.15	7.02
Performance comparator benchmark	5.97	-10.87	2.84	3.90	8.70

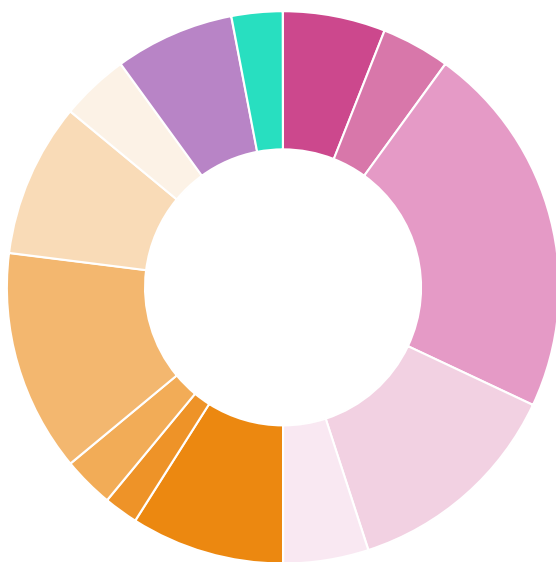
Past performance is not a reliable indicator of future results. 7IM model portfolios are multi-asset and therefore the comparison with the IA Mixed Investment 0-35% Shares is offered as a guide only.

Source: FE fundinfo

AS AT 31 DECEMBER 2023

## Strategic asset allocation

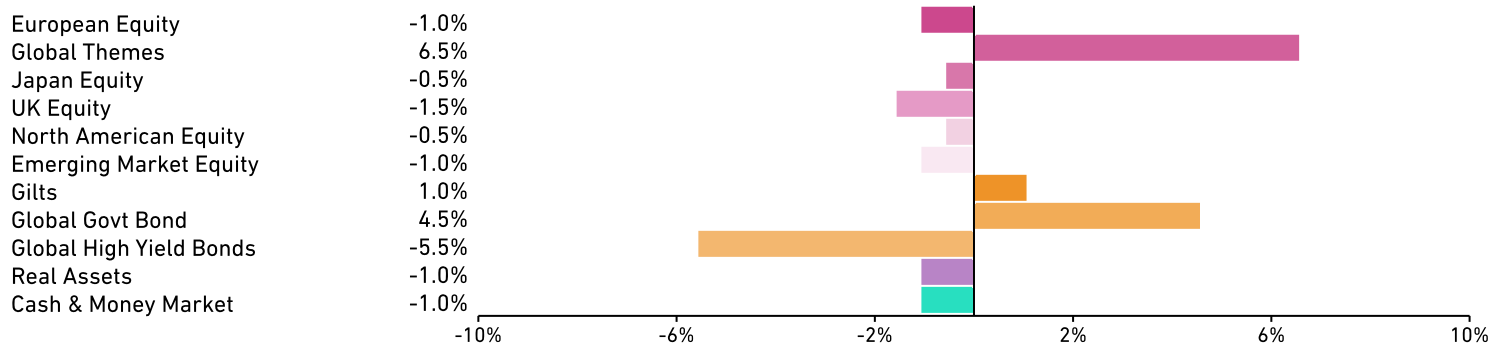
The chart below shows the long-term Strategic Asset Allocation (SAA) of the fund. The SAA forms the backbone of the fund and is reviewed annually. Percentages are subject to rounding.



European Equity	6.0%
Japan Equity	4.0%
UK Equity	22.0%
North American Equity	13.0%
Emerging Market Equity	5.0%
Emerging Market Bonds	9.0%
Gilts	2.0%
Global Govt Bond	3.0%
Global High Yield Bonds	13.0%
Global Corporate Bonds	9.0%
Sterling Corporate Bonds	4.0%
Real Assets	7.0%
Cash & Money Market	3.0%

## Tactical asset allocation

The chart below shows the shorter-term asset allocations of the fund in relation to the SAA. Percentages are subject to rounding.





# WREN STERLING PASSIVE MAP MANAGED BY 7IM - DEFENSIVE MODEL PORTFOLIO

AS AT 31 DECEMBER 2023

## Top ten holdings

Holding weight (%)

Vanguard FTSE 100	21.5
SPDR S&P US Dividend Aristocrats	12.5
HSBC Global Corporate Bond Index (£ Hedged)	9.0
HSBC FTSE World Govt Bond (£ Hedged)	7.5
Legal & General Global Real Est Dividend	6.0
L&G Global Health & Pharmaceuticals Index	5.0
SPDR S&P Emerging Markets Dividend UCITS ETF	5.0
SPDR S&P Euro Dividend Aristocrats UCITS ETF	5.0
iShares Emerging Markets Government Bond Index Fund	4.5
L&G EM Govt Bond (Lcy)	4.5

**Total** **80.5**

Source: 7IM

## Important information

The value of investments may go up and down and you may get back less than you invested originally.

Models are constructed under the principles of prudent diversification. All assets are denominated in UK Sterling.

The investment or investment service may not be suitable for all recipients of this publication and any doubts regarding this should be addressed to your Financial Adviser.

\*The ongoing charges figure (OCF) shown is correct as at the date of this factsheet but will vary in future dependent on the holdings within the Model.

[www.7im.co.uk](http://www.7im.co.uk)

Seven Investment Management LLP is authorised and regulated by the Financial Conduct Authority. Member of the London Stock Exchange.  
Registered office: 1 Angel Court, London EC2R 7HJ. Registered in England and Wales number OC378740.