



7IM PATHWAY 1 MODEL PORTFOLIO

AS AT 31 MAY 2021

Investment objective

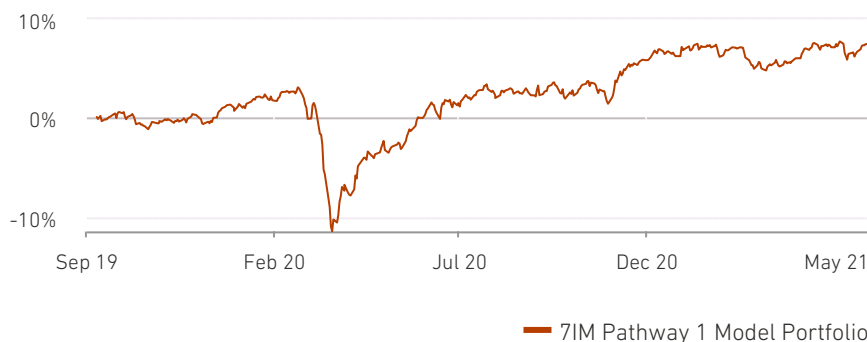
This model portfolio aims to blend asset classes in order to generate returns through a combination of capital growth and income.

Investment strategy

The model is part of the 7IM Pathway Model Portfolio range which is made up of five models with different risk profiles numbered 1-5. The model is at the lowest end of the range. Through its long term strategic asset allocation (SAA) the Manager will customise the most suitable mix of asset classes for each of the Pathway risk profiles.

The Model Portfolio is available for investment across the following account types: GIA, ISA, SIPP and Offshore Bond.

Portfolio performance



Key information

Inception date	09 September 2019
Initial charge	0.00%
Domicile	United Kingdom
Annual portfolio charge	0.15%
Underlying OCF*	0.13%
Historic distribution yield	1.33%

Source: 7IM

Portfolio performance to 31/05/2021	Last 6m (%)	1y (%)	3ys (%)	5ys (%)	Since Launch (%)
7IM Pathway 1 Model Portfolio	1.53	7.40			7.31
Discrete performance	Q1 2020 - Q1 2021 (%)	Q1 2019 - Q1 2020 (%)	Q1 2018 - Q1 2019 (%)	Q1 2017 - Q1 2018 (%)	Q1 2016 - Q1 2017 (%)
7IM Pathway 1 Model Portfolio	13.18				

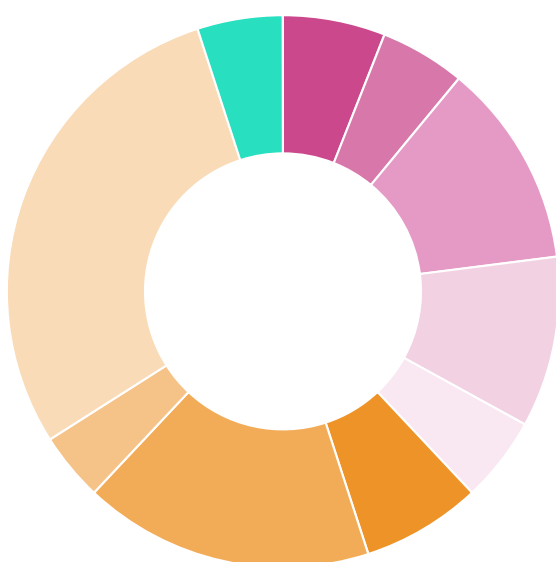
Past performance is not a reliable indicator of future results.

Source: FE fundinfo

AS AT 31 MAY 2021

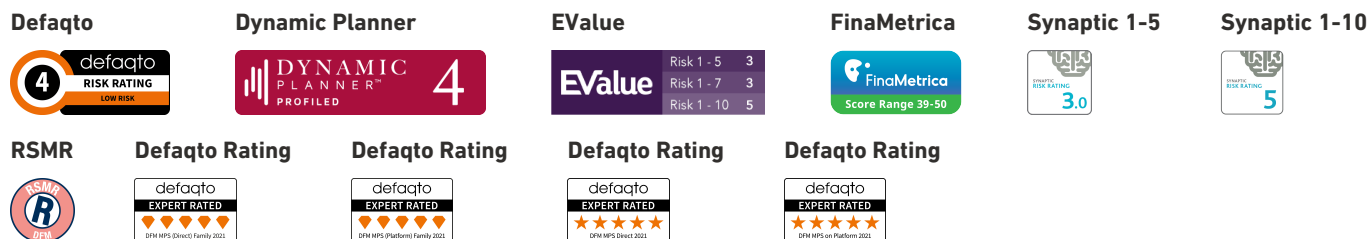
Strategic asset allocation

The chart below shows the long-term Strategic Asset Allocation (SAA) of the fund. The SAA forms the backbone of the fund and is reviewed annually. Percentages are subject to rounding.



European Equity	6.0%
Japan Equity	5.0%
UK Equity	12.0%
North American Equity	10.0%
Emerging Market Equity	5.0%
Gilts	7.0%
Global Govt Bond	17.0%
Global Inflation Linked Bonds	4.0%
Global Corporate Bonds	29.0%
Cash & Money Market	5.0%

Model ratings**





7IM PATHWAY 1 MODEL PORTFOLIO

AS AT 31 MAY 2021

Top ten holdings

Holding weight (%)

HSBC Global Corporate Bond Index (£ Hedged) Acc	33.0
HSBC FTSE World Government Bond Index Fund (£ Hedged)	11.0
Fidelity UK Index	10.0
iShares US Equity Index	8.0
Invesco UK Gilts ETF	6.0
iShares Global High Yield	6.0
iShares Emerging Markets Equity Index Fund	4.0
HSBC European Equity Index	3.0
L&G Global Real Estate Dividend Index	3.0
L&G Japan Index Fund	3.0

Total **87.0**

Source: 7IM

Model availability

7IM model portfolios are available via the majority of the major wraps, platforms and life and pension wrappers.

Important information

The value of investments may go up and down and you may get back less than you invested originally.

Models are constructed under the principles of prudent diversification. All assets are denominated in UK Sterling.

The investment or investment service may not be suitable for all recipients of this publication and any doubts regarding this should be addressed to your Financial Adviser.

*The ongoing charges figure (OCF) shown is correct as at the date of this factsheet but will vary in future dependent on the holdings within the Model.

**7IM's model portfolios are mapped against a selection of third party risk profiling tools to assist advisers as part of suitability assessments for clients. Such tools are however only one aspect of an adviser's suitability process and other such as the clients' investment term / horizon and knowledge and experience should also be considered. The methodology of third party risk profiling tools is not endorsed by 7IM and individual fund risk profiling scores may not correspond precisely to the risk indicators in the 7IM fund literature.

www.7im.co.uk

Seven Investment Management LLP is authorised and regulated by the Financial Conduct Authority, the Jersey Financial Services Commission and the Guernsey Financial Services Commission. Member of the London Stock Exchange. Registered office: 55 Bishopsgate, London EC2N 3AS. Registered in England and Wales number OC378740.