



7IM ACTIVE ADVENTUROUS PLUS MODEL PORTFOLIO

AS AT 31 DECEMBER 2023

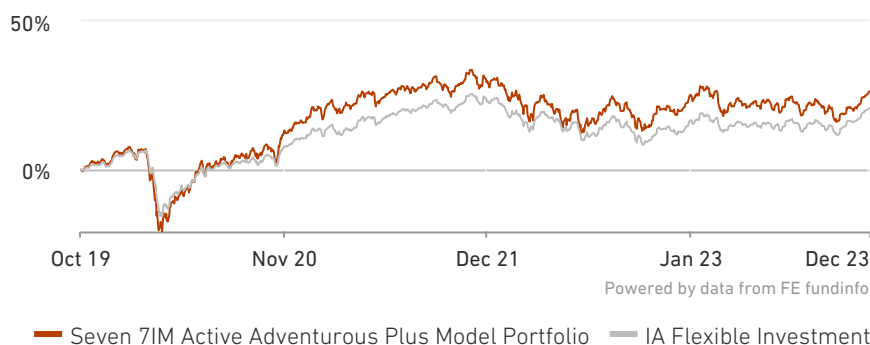
Investment objective

The model aims to provide capital growth.

Investment strategy

The Manager starts the investment process by identifying the best mix of asset classes to create a long-term strategic asset allocation (SAA) customised for each 7IM risk profile. The Manager will then look to make measured deviations from the SAA on a tactical basis with the aim of enhancing the return and/or reducing the risk for a given profile. Once this Tactical Asset Allocation (TAA) is established, a portfolio is then constructed with funds selected by the Manager to populate the TAA. This is largely expected to be implemented through funds that employ an active management approach (which aims to generate additional return above a comparable index) but may also use passive funds (which aim to closely track the returns of a comparable index) if required.

Portfolio performance



Key information

Inception date	17 October 2019
Performance comparator benchmark	IA Flexible Investment
Initial charge	0.00%
Domicile	United Kingdom
Annual portfolio charge	0.25%
Underlying OCF*	0.53%
Historic distribution yield	2.90%

Source: 7IM

Please note that the information in this document refers to the model on the 7IM Platform. The model is also available on a range of other platforms where performance, charges and underlying holdings will vary. Please get in touch if you would like any further information.

Portfolio performance to 31/12/2023	Last 6m (%)	1y (%)	3ys (%)	5ys (%)	Since Launch (%)
Seven 7IM Active Adventurous Plus Model Portfolio	3.76	5.16	7.90		26.37
Performance comparator benchmark	5.18	7.08	8.47	33.86	20.78

Discrete performance	Q4 2022 - Q4 2023 (%)	Q4 2021 - Q4 2022 (%)	Q4 2020 - Q4 2021 (%)	Q4 2019 - Q4 2020 (%)	Q4 2018 - Q4 2019 (%)
Seven 7IM Active Adventurous Plus Model Portfolio	5.16	-7.80	11.29	11.52	
Performance comparator benchmark	7.08	-8.98	11.30	6.70	15.66

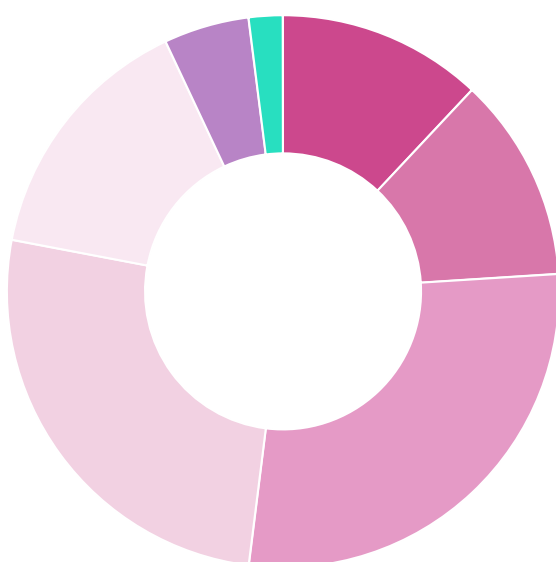
Past performance is not a reliable indicator of future results. 7IM model portfolios are multi-asset and therefore the comparison with the IA Flexible Investment is offered as a guide only.

Source: FE fundinfo

AS AT 31 DECEMBER 2023

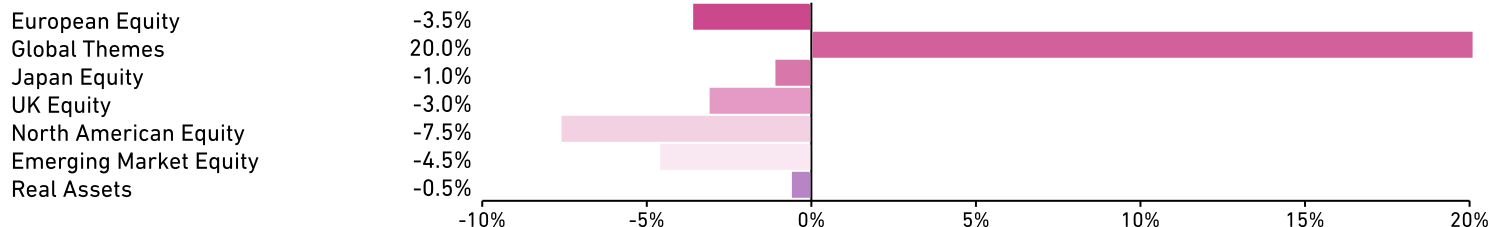
Strategic asset allocation

The chart below shows the long-term Strategic Asset Allocation (SAA) of the fund. The SAA forms the backbone of the fund and is reviewed annually. Percentages are subject to rounding.



European Equity	12.0%
Japan Equity	12.0%
UK Equity	28.0%
North American Equity	26.0%
Emerging Market Equity	15.0%
Real Assets	5.0%
Cash & Money Market	2.0%

Tactical asset allocation



Model ratings**

Defaqto



Defaqto Rating



Defaqto Rating



Defaqto Rating



Defaqto Rating





7IM ACTIVE ADVENTUROUS PLUS MODEL PORTFOLIO

AS AT 31 DECEMBER 2023

Top ten holdings

Holding weight (%)

Man GLG Income Fund	8.5
Schroder Prime UK Equity Fund	8.5
Fidelity UK Select	8.0
Xtrackers S&P 500 Equal Weight ETF	8.0
Neuberger Berman US Equity Index PutWrite Fund	7.5
AB International Healthcare	6.5
M&G Japan Fund	5.5
Ninety One Global Environment Fund	5.5
Pictet Japanese Equity Selection Fund	5.5
Schroder Isf Asian Opportunities	5.5
Total	69.0

Source: 7IM

Model availability

The 7IM Active Model Portfolios are available via the following platforms: 7IM, abrdn, Aviva, Fidelity, Fusion, Quilter, Transact and Wealthtime.

Important information

The value of investments may go up and down and you may get back less than you invested originally.

Models are constructed under the principles of prudent diversification. All assets are denominated in UK Sterling.

The investment or investment service may not be suitable for all recipients of this publication and any doubts regarding this should be addressed to your Financial Adviser.

*The ongoing charges figure (OCF) shown is correct as at the date of this factsheet but will vary in future dependent on the holdings within the Model.

**7IM's model portfolios are mapped against a selection of third party risk profiling tools to assist advisers as part of suitability assessments for clients. Such tools are however only one aspect of an adviser's suitability process and other such as the clients' investment term / horizon and knowledge and experience should also be considered. The methodology of third party risk profiling tools is not endorsed by 7IM and individual fund risk profiling scores may not correspond precisely to the risk indicators in the 7IM fund literature.

www.7im.co.uk

Seven Investment Management LLP is authorised and regulated by the Financial Conduct Authority. Member of the London Stock Exchange.
Registered office: 1 Angel Court, London EC2R 7HJ. Registered in England and Wales number OC378740.