



7IM PASSIVE MODERATELY CAUTIOUS MODEL PORTFOLIO

AS AT 31 MAY 2021

Investment objective

The model aims to provide a return by way of income with some capital growth.

Investment strategy

The starting point for the Manager's investment process is identifying the best mix of asset classes to create a strategic asset allocation (SAA) customised for each 7IM risk profile. The SAA is then adapted to financial markets to enhance return and reduce volatility on a tactical basis using 7IM's tactical asset allocation process (TAA) making temporary and measured departures from the SAA. The fund's portfolio of assets is constructed predominantly with passive securities. By Asset Allocated Passive (AAP) we mean that we actively choose third party managers or securities for their own expertise in selecting particular assets, where their objective is to closely track a pre-determined index.

The Model Portfolio is available for investment across the following account types: GIA, ISA, SIPP and Offshore Bond.

Portfolio performance



Portfolio performance to 31/05/2021	Last 6m (%)	1y (%)	3ys (%)	5ys (%)	Since Launch (%)
7IM Passive Moderately Cautious Model Portfolio	3.22	9.20	13.25	32.32	52.31
Performance comparator benchmark	2.20	7.21	10.49	22.99	34.77

Discrete performance	Q1 2020 - Q1 2021 (%)	Q1 2019 - Q1 2020 (%)	Q1 2018 - Q1 2019 (%)	Q1 2017 - Q1 2018 (%)	Q1 2016 - Q1 2017 (%)
7IM Passive Moderately Cautious Model Portfolio	14.20	-1.90	0.81	0.61	13.90
Performance comparator benchmark	12.09	-3.50	2.41	0.38	9.38

Past performance is not a reliable indicator of future results. 7IM model portfolios are multi-asset and therefore the comparison with the IA Mixed Investment 0-35% Shares is offered as a guide only.

Source: FE fundinfo

Key information

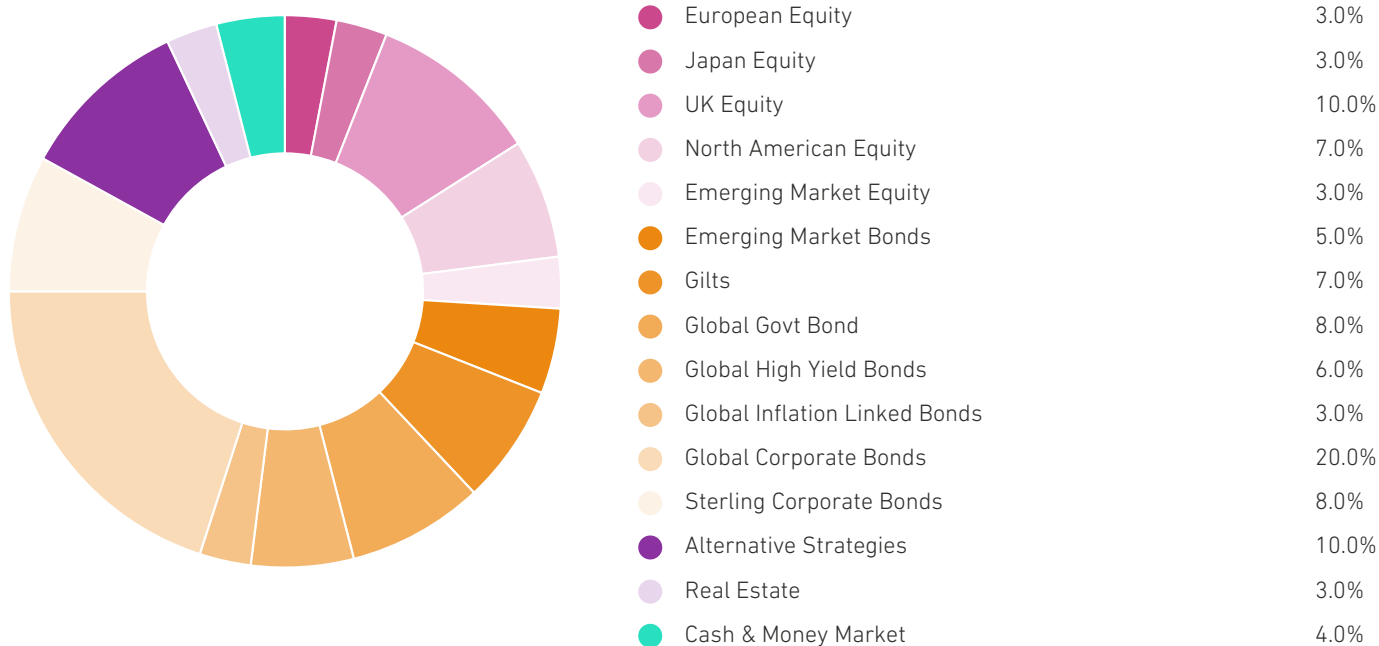
Inception date	25 January 2013
Performance comparator benchmark	IA Mixed Investment 0-35% Shares
Initial charge	0.00%
Domicile	United Kingdom
Annual portfolio charge	0.25%
Underlying OCF*	0.32%
Historic distribution yield	1.97

Source: 7IM

AS AT 31 MAY 2021

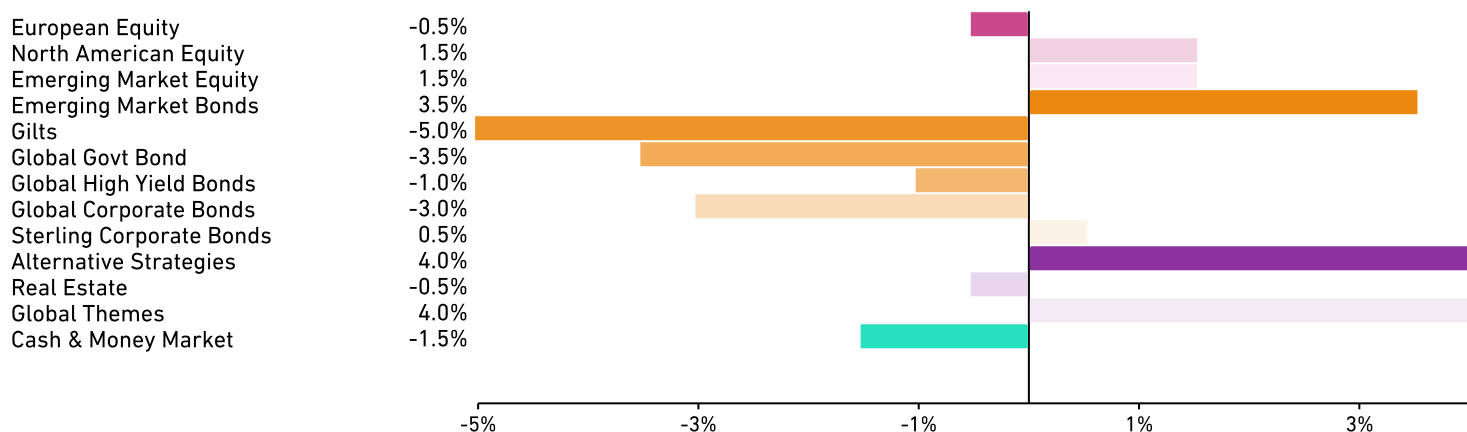
Strategic asset allocation

The chart below shows the long-term Strategic Asset Allocation (SAA) of the fund. The SAA forms the backbone of the fund and is reviewed annually. Percentages are subject to rounding.

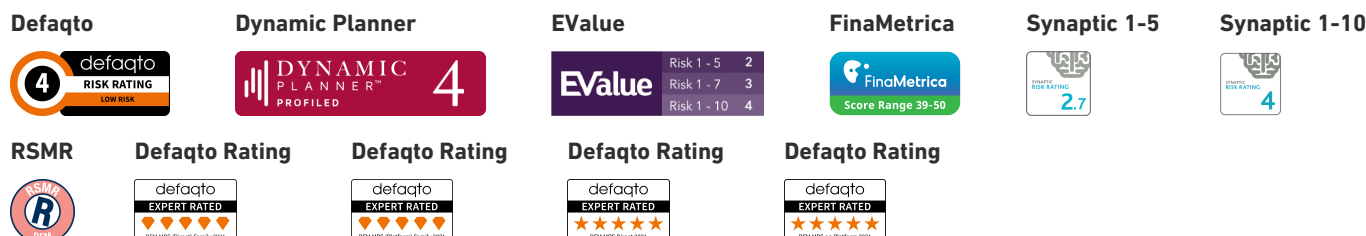


Tactical asset allocation

The chart below shows the shorter-term asset allocations of the fund in relation to the SAA. Percentages are subject to rounding.



Model ratings**





7IM PASSIVE MODERATELY CAUTIOUS MODEL PORTFOLIO

AS AT 31 MAY 2021

Top ten holdings

Holding weight (%)

HSBC Global Corporate Bond Index (£ Hedged) Acc	10.0
Vanguard UK Investment Grade Bond Index	8.5
Fidelity UK Index	8.0
Angel Oak Multi Strategy Income (£ Hedged)	7.0
Fidelity Index US (Hedged)	5.5
7IM Real Return Fund	5.0
Blackrock Global Event Driven Fund	5.0
Invesco Markets Li AT1 Capital Bond	5.0
HSBC FTSE World Government Bond Index Fund (£ Hedged)	4.5
iShares Emerging Markets Equity Index Fund	4.5
Total	63.0

Source: 7IM

Model availability

7IM model portfolios are available via the majority of the major wraps, platforms and life and pension wrappers.

Important information

The value of investments may go up and down and you may get back less than you invested originally.

Models are constructed under the principles of prudent diversification. All assets are denominated in UK Sterling.

The investment or investment service may not be suitable for all recipients of this publication and any doubts regarding this should be addressed to your Financial Adviser.

*The ongoing charges figure (OCF) shown is correct as at the date of this factsheet but will vary in future dependent on the holdings within the Model.

**7IM's model portfolios are mapped against a selection of third party risk profiling tools to assist advisers as part of suitability assessments for clients. Such tools are however only one aspect of an adviser's suitability process and other such as the clients' investment term / horizon and knowledge and experience should also be considered. The methodology of third party risk profiling tools is not endorsed by 7IM and individual fund risk profiling scores may not correspond precisely to the risk indicators in the 7IM fund literature.

www.7im.co.uk

Seven Investment Management LLP is authorised and regulated by the Financial Conduct Authority, the Jersey Financial Services Commission and the Guernsey Financial Services Commission. Member of the London Stock Exchange. Registered office: 55 Bishopsgate, London EC2N 3AS. Registered in England and Wales number OC378740.