



7IM BLENDED BALANCED MODEL PORTFOLIO

AS AT 31 DECEMBER 2023

Investment objective

The model aims to provide a balance of income and capital growth.

Investment strategy

The Manager starts the investment process by identifying the best mix of asset classes to create a long-term strategic asset allocation (SAA) customised for each 7IM risk profile. The Manager will then look to make measured deviations from the SAA on a tactical basis with the aim of enhancing the return and/or reducing the risk for a given profile. Once this Tactical Asset Allocation (TAA) is established, a portfolio is then constructed with funds selected by the Manager to populate the TAA. This is implemented through a blend of funds that employ either a passive approach (which aims to closely track the returns of a comparable index) or an active management approach (which aims to generate additional return above a comparable index).

Portfolio performance



Key information

Inception date	25 January 2013
Performance comparator benchmark	IA Mixed Investment 20-60% Shares
Initial charge	0.00%
Domicile	United Kingdom
Annual portfolio charge	0.25%
Underlying OCF*	0.27%
Historic distribution yield	3.81%

Source: 7IM

Please note that the information in this document refers to the model on the 7IM Platform. The model is also available on a range of other platforms where performance, charges and underlying holdings will vary. Please get in touch if you would like any further information.

Portfolio performance to 31/12/2023	Last 6m (%)	1y (%)	3ys (%)	5ys (%)	Since Launch (%)
7IM Blended Balanced Model Portfolio	4.71	6.15	7.72	27.58	70.26
Performance comparator benchmark	5.53	6.81	3.66	20.00	51.14

Discrete performance	Q4 2022 - Q4 2023 (%)	Q4 2021 - Q4 2022 (%)	Q4 2020 - Q4 2021 (%)	Q4 2019 - Q4 2020 (%)	Q4 2018 - Q4 2019 (%)
7IM Blended Balanced Model Portfolio	6.15	-6.13	8.11	6.26	11.46
Performance comparator benchmark	6.81	-9.47	7.20	3.51	11.84

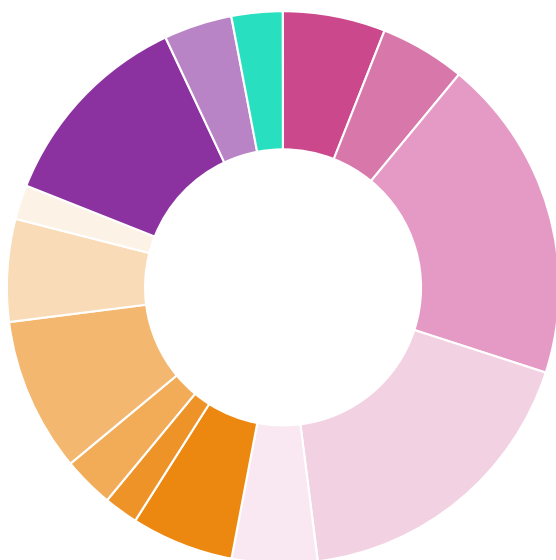
Past performance is not a reliable indicator of future results. 7IM model portfolios are multi-asset and therefore the comparison with the IA Mixed Investment 20-60% Shares is offered as a guide only.

Source: FE fundinfo

AS AT 31 DECEMBER 2023

Strategic asset allocation

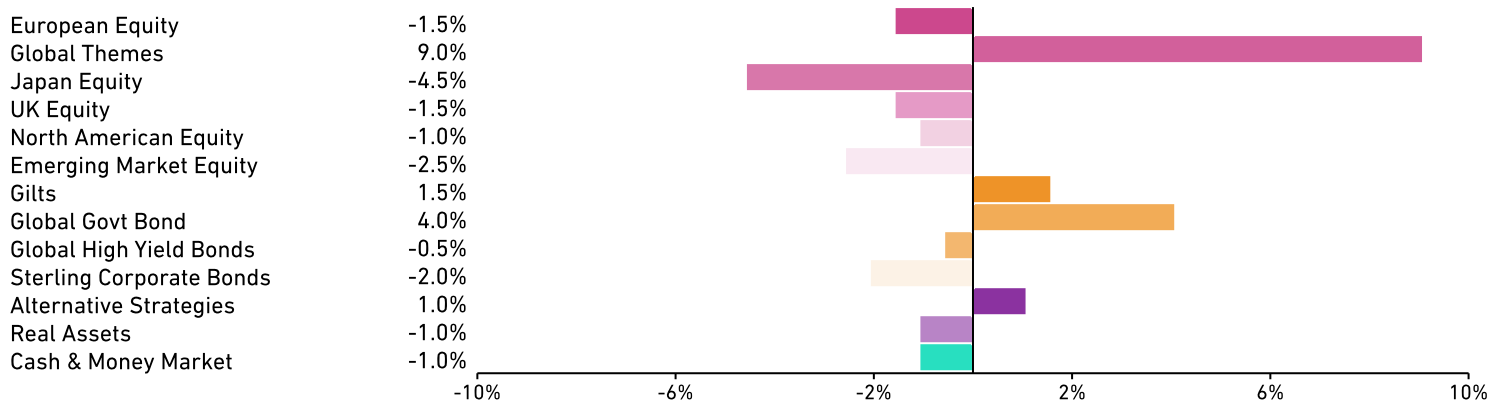
The chart below shows the long-term Strategic Asset Allocation (SAA) of the fund. The SAA forms the backbone of the fund and is reviewed annually. Percentages are subject to rounding.




European Equity	6.0%
Japan Equity	5.0%
UK Equity	19.0%
North American Equity	18.0%
Emerging Market Equity	5.0%
Emerging Market Bonds	6.0%
Gilts	2.0%
Global Govt Bond	3.0%
Global High Yield Bonds	9.0%
Global Corporate Bonds	6.0%
Sterling Corporate Bonds	2.0%
Alternative Strategies	12.0%
Real Assets	4.0%
Cash & Money Market	3.0%

Tactical asset allocation

The chart below shows the shorter-term asset allocations of the fund in relation to the SAA. Percentages are subject to rounding.



Model ratings**





7IM BLENDED BALANCED MODEL PORTFOLIO

AS AT 31 DECEMBER 2023

Top ten holdings

Holding weight (%)

Vanguard FTSE 100	17.5
Neuberger Berman US Equity Index PutWrite Fund	8.0
iShares ESG Overseas Corporate Bond Index	6.0
iShares MSCI USA ESG Screened UCITS ETF	5.0
L&G Global Health & Pharmaceuticals Index Trust	5.0
Fidelity Index Europe Ex UK Fund	4.5
L&G Japan Index Fund	4.5
7IM Real Return Fund	4.0
Xtrackers S&P 500 Equal Weight ETF	4.0
Vanguard UK Long Duration Gilt Index Fund	3.5
Total	62.0

Source: 7IM

Model availability

The 7IM Blended Model Portfolios are available via most major platforms including: 7IM, abrdn, Aegon, Aegon Retirement Choices, Aviva, Fidelity, Fusion Wealth, James Hay, M&G Wealth, Morningstar Wealth, Nucleus, Quilter, Scottish Widows, Transact and Wealthtime.

Important information

Prior to 30 June 2021 the 7IM Blended Model Portfolios were known as the 7IM Passive Model Portfolios.

The value of investments may go up and down and you may get back less than you invested originally.

Models are constructed under the principles of prudent diversification. All assets are denominated in UK Sterling.

The investment or investment service may not be suitable for all recipients of this publication and any doubts regarding this should be addressed to your Financial Adviser.

*The ongoing charges figure (OCF) shown is correct as at the date of this factsheet but will vary in future dependent on the holdings within the Model.

**7IM's model portfolios are mapped against a selection of third party risk profiling tools to assist advisers as part of suitability assessments for clients. Such tools are however only one aspect of an adviser's suitability process and other such as the clients' investment term / horizon and knowledge and experience should also be considered. The methodology of third party risk profiling tools is not endorsed by 7IM and individual fund risk profiling scores may not correspond precisely to the risk indicators in the 7IM fund literature.

www.7im.co.uk

Seven Investment Management LLP is authorised and regulated by the Financial Conduct Authority. Member of the London Stock Exchange.
Registered office: 1 Angel Court, London EC2R 7HJ. Registered in England and Wales number OC378740.